

CAM & SPECIALTY LOCKS



LES INDUSTRIES CAPITOL INC.
CAPITOL INDUSTRIES INC.

ISO 9001 Certified

www.capitolindustriesinc.com

Experienced design engineers create products and tooling using powerful CAD systems.



Our sophisticated 3D CAD equipment is linked to the latest NC tooling machines to produce dies of the highest quality.



Die casting machines maintain critical dimensions on precision-cast components.



Automated plating lines produce consistent top-quality finishes.



A total commitment to quality is practised by every employee, from design to assembly.

CAPITOL INDUSTRIES is a Canadian manufacturer of Zinc Die Castings. We are committed to providing maximum value to our customers. Our "Lean Thinking" approach offers advantages in the area of quality, service, cost and shorter lead times. Our facilities are totally integrated, from customer contact and quotation, through to design, tool manufacturing, secondary machining, finishing and assembly. "The Capitol Advantage"

We are pleased to offer this catalog illustrating cam & specialty locks and accessories.

Everything under one roof

Our fully integrated facility handles all aspects of cam & specialty lock production from start to finish. For our customers this means better quality, service, and value.

Design – we work closely with customers to ensure that their specific requirements are met and maintained.

Tooling – our team of highly skilled toolmakers use cutting-edge technology to provide superior precision tooling.

Casting – we produce millions of castings each month, including conventional as well as miniature die cast components.

Secondary machining – automated secondary operations reduce our costs, and in turn, yours.

Finishing – a full spectrum of finishes are applied using in-house capabilities, from barrel and rack plating to powder and spray painting.

Assembly – experienced workers efficiently assemble the many locks and components we produce.

CAPITOL INDUSTRIES is dedicated to keeping customers satisfied with proven quality and new products.

ISO 9001 Certified

In our pursuit of continuous improvement, CAPITOL INDUSTRIES Inc. achieved ISO 9001:2000. The ISO 9001 guidelines for quality assurance in development, production, and servicing provides us with a system that prevents non conformity at all stages.

Table of Contents

Numerical Index 1

Cam Locks

- Regular 2
- Squared Head 3
- Full Thread Shell 3
- Small Diameter Removable Core..... 4
- Removable Core for Metal Panel Boxes 4
- for Metal Boxes 5
- Thumbturn 5
- Screwdriver Latching Cam Lock 6
- Miniature Cam Lock..... 6
- Cam Lock Kit 7
- Radial Pin Tumbler..... 8
- Radial Pin Tumbler - All Brass 8
- Radial Pin Tumbler Kit 9
- How to order Cam Locks 10-13

Specialty Locks

- Drawer Lock 14
- Half Mortise Lock 15
- Desk Lock..... 16
- Filing Cabinet Lock 16

- Sliding Door Lock 17
- Showcase Lock 18
- Switch Lock 18
- T-Handle Inner Core Lock 19
- Vending Lock..... 19
- T-Handle Lock 20
- Mailbox Lock..... 21
- Disc Tumbler Handle Lock..... 22
- Chain Door Guard 23
- Patio Door Lock 23
- Window Lock 23
- Mortise Deadbolt 24
- Drawer Lock 24

Kits and Assortments

- Specialty Lock Assortment 25
- Cam Lock Assortment 25
- Wafer Keying Kit 26
- Master Wafer Keying Kit 26
- Radial Pin Tumbler Keying Kit 26

Accessories 27-28

Components 29

Sales Policy 31




Two keys are supplied with each lock.

Numerical Index

The numerical index shown below will help you locate the page of the product number you are interested in.

Product Number	Page	Product Number	Page	Product Number	Page	Product Number	Page
F35800	2	B7800	6	984	15	C45891-MX-14	21
F33800	2	B5800	6	4701	16	4096	21
35800	2	B1100	6	4700	16	1675	21
33800	2	3780-14-11	7	975	16	1650	21
31300	2	3580-14-11	7	974	16	1625	21
31100	2	3380-14-11	7	995	17	1600	21
J37800	3	3130-14-11	7	994	17	114	21
J35800	3	3110-14-11	7	992	17	113	21
J31300	3	2D30	8	990	17	T308	22
J31100	3	2D25	8	S2D327S	18	T305	22
F45800	3	2D18	8	S2D327Q	18	L110	22
47800	3	230	8	S2D327	18	300	23
45800	3	225	8	S2D323S	18	203	23
41300	3	218	8	S2D323Q	18	201	23
41300	3	213	8	S2D323	18	375	24
41100	3	211	8	S2D321S	18	370	24
37800	3	2D3000-2-KT	9	S2D321Q	18	1701	24
57800	4	2D2500-2-KT	9	S2D321	18	1702	24
55900	4	2D1800-2-KT	9	247	18	1703	24
55800	4	977P	14	RPT28K	19	1751	24
55700	4	989	14	P158K	19	1752	24
F31200	5	988	14	P158	19	1753	24
A7800	5	987	14	CPK1010	19	782	25
A5800	5	986	14	BT8871	19	781	25
A1300	5	982	14	2M8871	19	818AMK	26
A1100	5	980	14	8871	19	818A	26
51200	5	970	14	KLW	20	832	26
31200	5	HD9894	15	KLW	20		
C302	6	985	15	8839	20		

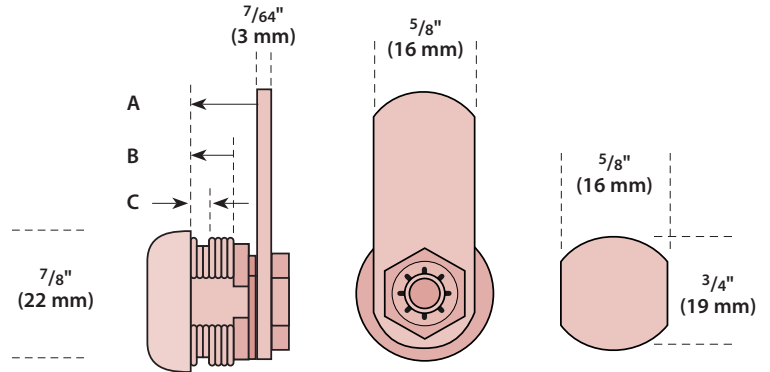


Cam Lock3/8"

**F33800 Series
Spin Riveted Cam**

Keying
N54G Brass Milled Key
Up to 200 Combinations
5 Brass Disc Tumblers
Keyed Alike (KA)
Keyed Different (KD)
Master Keyed (MK)

Finish
Nickel (14)
Others upon request
Numbering
Key blank standard
Plug upon request




DIMENSIONS

Product*	A	B	C
33800 Series	7/16" (11mm)	1/4" (6mm)	.135
F33800 Series	7/16" (11mm)	1/4" (6mm)	.135

Shell Clip Optional

*To complete the product number refer to the "How to Order Cam Locks" section of this catalog – page 10.



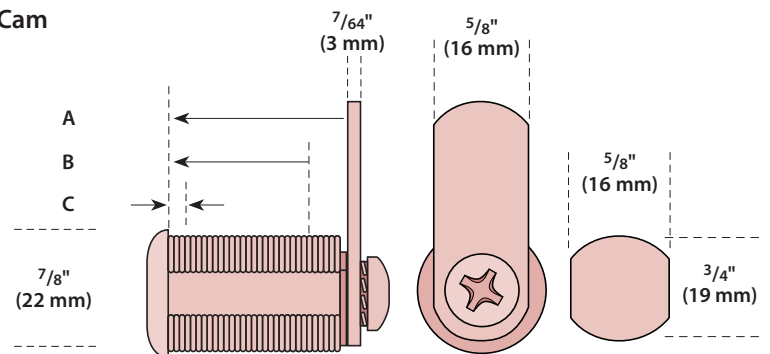
Cam Lock5/8"

-7/8"
- ... 1 1/8"
- ... 1 3/8"

**F35800 Series
Spin Riveted Cam**

Keying
N54G Brass Milled Key
Up to 200 Combinations
5 Brass Disc Tumblers
Keyed Alike (KA)
Keyed Different (KD)
Master Keyed (MK)

Finish
Nickel (14)
Others upon request
Numbering
Key blank standard
Plug upon request
Option
Internal "O" Ring



DIMENSIONS

Product*	A	B	C
35800 Series	5/8" (16 mm)	3/8" (10 mm)	.135
F35800 Series	5/8" (16 mm)	3/8" (10 mm)	.135
37800 Series	7/8" (22 mm)	5/8" (16 mm)	.135
31100 Series	1 1/8" (29 mm)	7/8" (22 mm)	.135
31300 Series	1 3/8" (35 mm)	1 1/8" (28 mm)	.135

Shell Clip Optional
– specify "C" dimension

*To complete the product number refer to the "How to Order Cam Locks" section of this catalog – page 10.

Squared Head

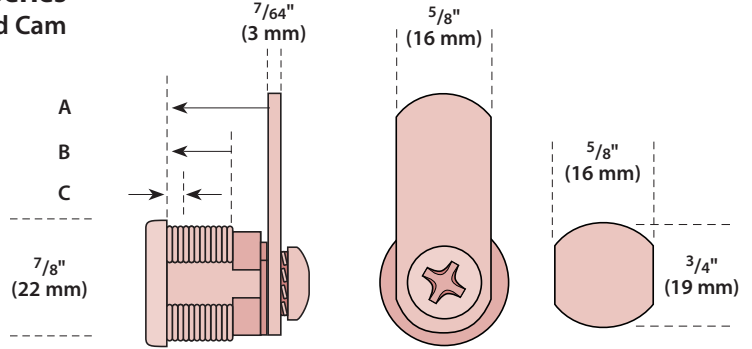
Cam Lock 5/8"
 7/8"
 ... 1 1/8"
 ... 1 3/8"



**F45800 Series
Spin Riveted Cam**

Keying
 N54G Brass Milled Key
 Up to 200 Combinations
 5 Brass Disc Tumblers
 Keyed Alike (KA)
 Keyed Different (KD)
 Master Keyed (MK)

Finish
 Nickel (14)
 Others upon request
Numbering
 Key blank standard
 Plug upon request
Option
 Internal "O" Ring



DIMENSIONS

Product*	A	B	C
45800 Series	5/8" (16 mm)	3/8" (10 mm)	.135
F45800 Series	5/8" (16 mm)	3/8" (10 mm)	.135
47800 Series	7/8" (22 mm)	5/8" (16 mm)	.135
41100 Series	1 1/8" (29 mm)	7/8" (22 mm)	.135
41300 Series	1 3/8" (35 mm)	1 1/8" (28 mm)	.135

Shell Clip Optional
 - specify "C" dimension

*To complete the product number refer to the "How to Order Cam Locks" section of this catalog - page 10.

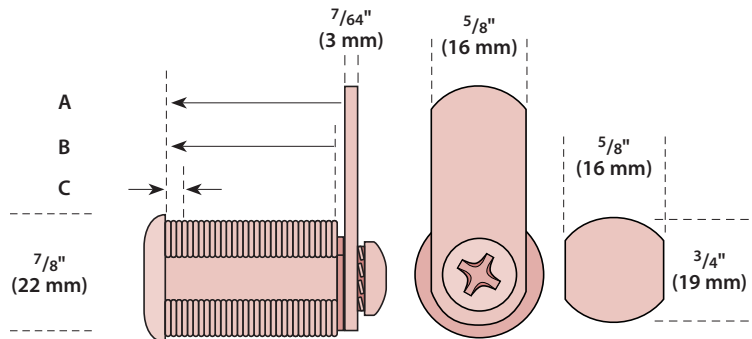
Full Threaded Shell

Cam Lock 5/8"
 7/8"
 ... 1 1/8"
 ... 1 3/8"



Keying
 N54G Brass Milled Key
 UP to 200 Combinations
 5 Brass Disc Tumblers
 Keyed Alike (KA)
 Keyed Different (KD)
 Master Keyed (MK)

Finish
 Nickel (14)
 Others upon request
Numbering
 Key blank standard
 Plug upon request
Option
 Internal "O" Ring



DIMENSIONS

Product*	A	B	C
J35800 Series	5/8" (16 mm)	1/2" (13 mm)	.135
J37800 Series	7/8" (22 mm)	3/4" (19 mm)	.135
J31100 Series	1 1/8" (29 mm)	1" (25 mm)	.135
J31300 Series	1 3/8" (35 mm)	1 1/4" (32 mm)	.135

Shell Clip Optional
 - specify "C" dimension

*To complete the product number refer to the "How to Order Cam Locks" section of this catalog - page 10.

Small Diameter
Removable Core

Cam Lock 5/8"



55700 Series
Corner Cam Lock



Keying

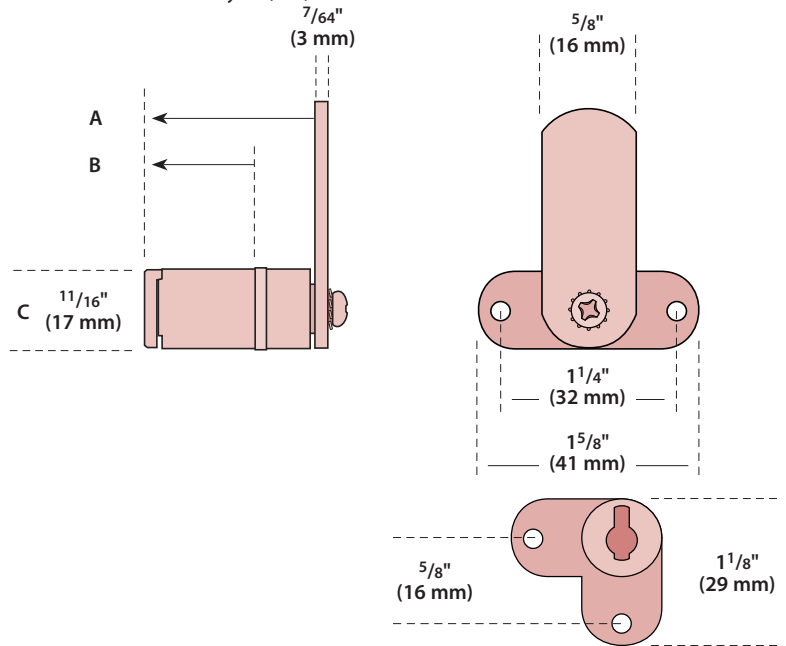
N54G Brass Milled Key
Up to 200 Combinations
5 Brass Disc Tumblers
Keyed Alike (KA)
Keyed Different (KD)
Master Keyed (MK)

Finish

Dull black (353)
Others upon request

Numbering

Key blank standard
Plug upon request



DIMENSIONS


Product*	A	B	C
55800 Series	1 1/4" (32 mm)	13/16" (21 mm)	11/16" (17 mm)
55700 Series	1 1/4" (32 mm)	13/16" (21 mm)	11/16" (17 mm)
55900 Series	1 1/4" (32 mm)	13/16" (21 mm)	3/4" (19 mm)

*To complete the product number refer to the "How to Order Cam Locks" section of this catalog – page 10.

Removable Core

Cam Lock 7/8"

for Metal Panel Boxes
(15 to 24 gauge)



Keying

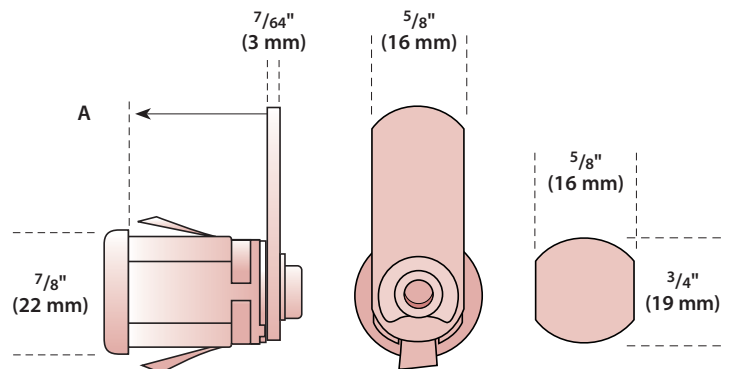
N54G Brass Milled Key
up to 200 Combinations
5 Brass Disc Tumblers
Keyed Alike (KA)
Keyed Different (KD)
Master Keyed (MK)

Finish

Nickel (14)
Others upon request

Numbering

Key blank standard
Plug upon request



DIMENSIONS

Product*	A	B	C
57800 Series	7/8" (22 mm)	-	-

*To complete the product number refer to the "How to Order Cam Locks" section of this catalog – page 10.



Cam Lock1/2"

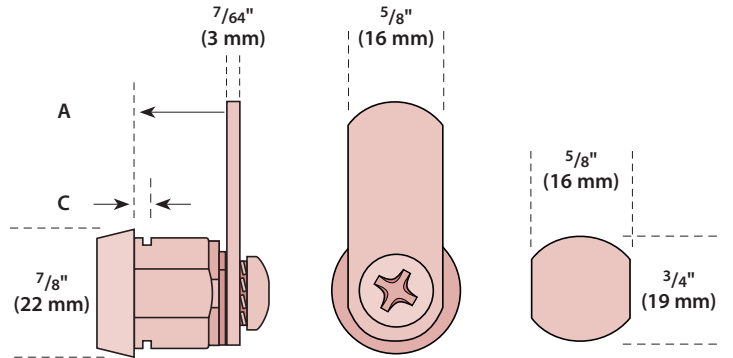
**for Metal Boxes
(14 to 24 gauge)**

**F31200 Series
Spin Riveted Cam**

**51200 Series
with Cam
Retaining Ring**

Keying
N54G Brass Milled Key
Up to 200 Combinations
5 Brass Disc Tumblers
Keyed Alike (KA)
Keyed Different (KD)
Master Keyed (MK)

Finish
Nickel (14)
Others upon request
Numbering
Key blank standard
Plug upon request
Option
Internal "O" Ring




DIMENSIONS

Product*	A	B	C
31200 Series	1/2" (13 mm)	-	.135
F31200 Series	1/2" (13 mm)	-	.135
51200 Series	1/2" (13 mm)	-	.135

Shell Clip Standard

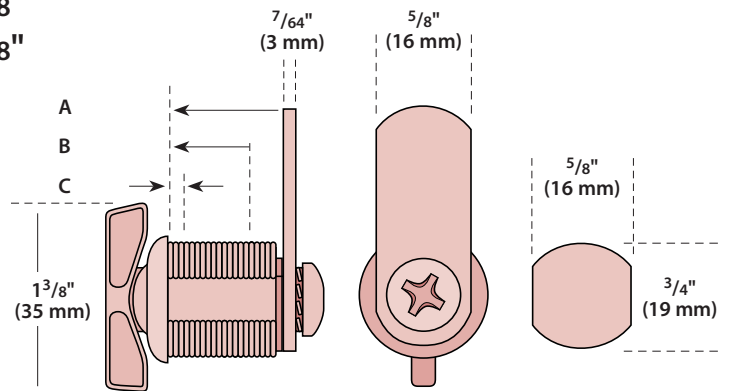
*To complete the product number refer to the "How to Order Cam Locks" section of this catalog – page 10.



**Thumbturn
Cam Lock**5/8"
.....7/8"
... 1 1/8"
... 1 3/8"

Keying
None

Finish
Nickel (14)
Others upon request



DIMENSIONS

Product*	A	B	C
A5800	5/8" (16 mm)	1/2" (13 mm)	.135
A7800	7/8" (22 mm)	3/4" (19 mm)	.135
A1100	1 1/8" (29 mm)	1" (25 mm)	.135
A1300	1 3/8" (35 mm)	1 1/4" (32 mm)	.135

Shell Clip Optional
– Specify "C" dimension

*To complete the product number refer to the "How to Order Cam Locks" section of this catalog – page 10

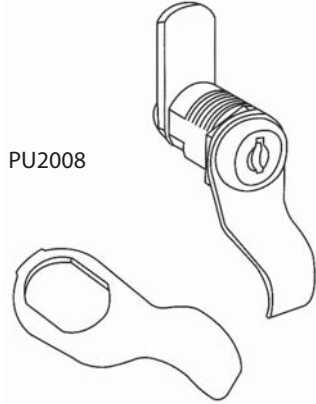
Latching Cam Lock



.... 5/8"
 7/8"
 1 1/8"

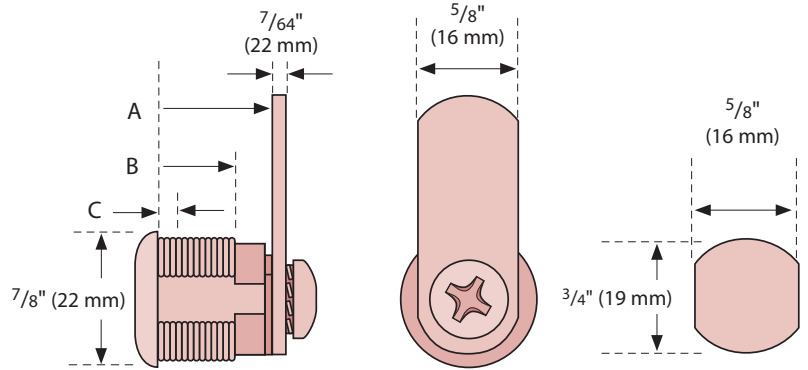
Keying
 None

Finish
 Nickel (14)
 Others upon request



PU2008

Shell Clip Optional
 - specify "C" dimension



*To complete the product number refer to the "How to Order Cam Locks" section of this catalog - page 10.

DIMENSIONS

	A	B	C
B5800	5/8" (16 mm)	1/2" (13 mm)	.135
B7800	7/8" (22 mm)	3/4" (19 mm)	.135
B1100	1 1/8" (29 mm)	1" (25 mm)	.135

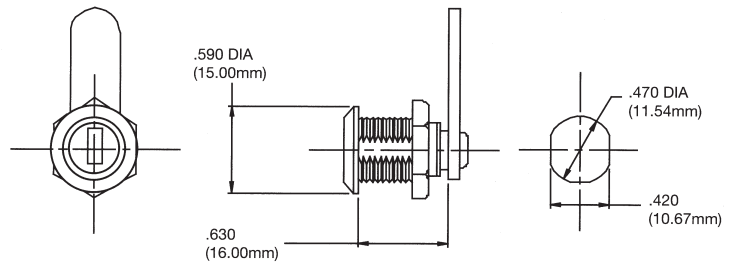
Miniature Cam Lock

C302



Zinc Alloy Die Cast
 2 keys, Lock, Cam & Hex Nut
 4 Disc Tumbler Cam Lock
 Keyed Alike (KA)

Finish
 Chrome (26)
Rotation
 90° Clockwise (12:00 to 3:00)
Packaging
 Poly Bagged (11)



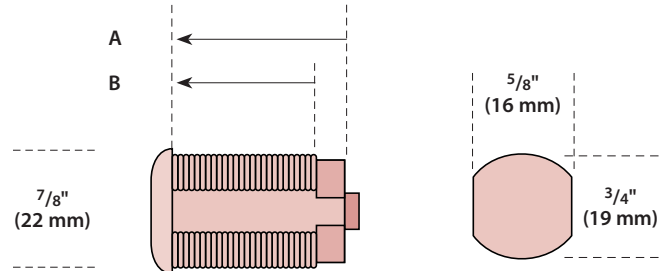
How to order: C302KA

Cam Lock Kit 3/8"
 5/8"
 7/8"
 ... 1 1/8"
 ... 1 3/8"



Keying
 N54G Brass Milled Key
 Up to 200 Combinations
 5 Brass Disc Tumblers
 Keyed Alike (KA)
 Keyed Different (KD)
 Master Keyed (MK)

Finish
 Nickel (14)
 Others upon request
Numbering
 Key blank standard
 Plug upon request
Packaging
 Poly Bagged (11)



*Also available carded (51)

DIMENSIONS

Product	A	B	C
3380-14-11	7/16" (10 mm)	1/4" (6 mm)	-
*3580-14-11	5/8" (16 mm)	3/8" (10 mm)	-
*3780-14-11	7/8" (22 mm)	5/8" (16 mm)	-
*3110-14-11	1 1/8" (29 mm)	7/8" (22 mm)	-
*3130-14-11	1 3/8" (35 mm)	1 1/8" (28 mm)	-

Kit Contents for cam lock

Each kit includes one lock, two keys plus the components and accessories shown below.



SL 18403
90° Stop Washer



SL 18441
Ring



J
Cam



SL 18406
180° Stop Washer



PD 1004
SEMS Screw



JQX
Cam



SL 18426
Wood Washer



PD 1005
Hex Nut
for Shell

Radial Pin Tumbler

Cam Lock 5/8"
 7/8"
 ... 1 1/8"



Brass core
 Zinc die cast outer barrel

Keying

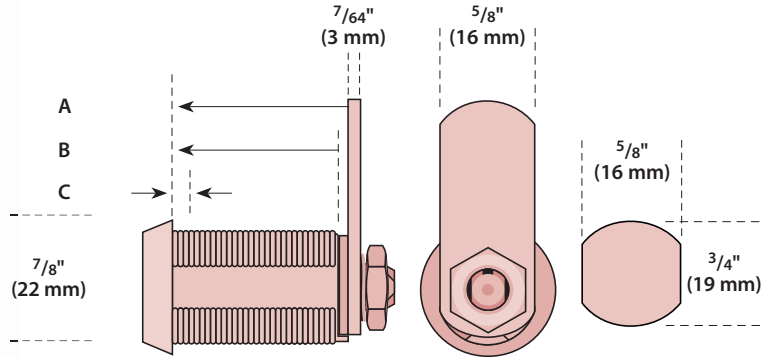
1137S Steel tubular key blank
 Up to 60,000 Combinations
 7 Brass Pins
 Keyed Alike (KA)
 Keyed Different (KD)

Finish

Chrome (26)

Numbering

Key blank standard
 Shell on request



DIMENSIONS


Product*	A	B	C
2D18 Series	1 1/16" (18 mm)	9/16" (14 mm)	.120
2D25 Series	1 5/16" (25 mm)	1 3/16" (21 mm)	.120
2D30 Series	1 1/8" (30 mm)	1" (25 mm)	.120

Shell Clip Optional
 – specify "C" dimension

*To complete the product number refer to the "How to Order Cam Locks" section of this catalog – page 10.

Radial Pin tumbler - All brass

Cam Lock



Brass core
 and Brass barrel

Keying

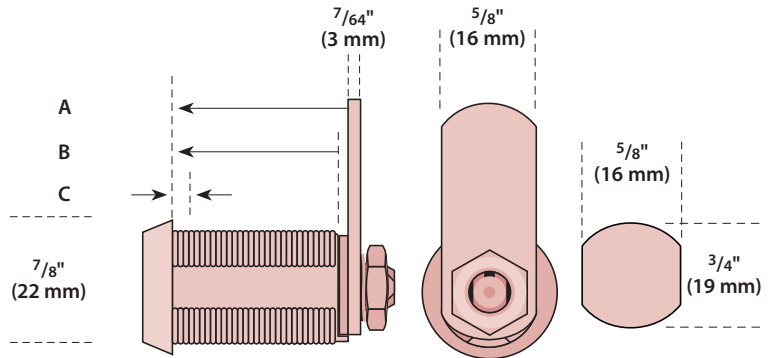
1137S Steel tubular key blank
 Up to 60,000 Combinations
 7 Brass Pins
 Keyed Alike (KA)
 Keyed Different (KD)

Finish

Chrome (26)

Numbering

Key blank standard
 Shell on request



DIMENSIONS


Product*	A	B	C
211 Series	7/16" (11 mm)	.276" (7mm)	.120
213 Series	1/2" (13 mm)	.354" (9mm)	.120
218 Series	1 1/16" (18 mm)	9/16" (14mm)	.120
225 Series	1 5/16" (25 mm)	1 3/16" (21mm)	.120
230 Series	1 1/8" (30 mm)	1" (25mm)	.120

Shell Clip Optional
 – specify "C" dimension

*To complete the product number refer to the "How to Order Cam Locks" section of this catalog – page 10.

Radial Pin Tumbler

Cam Lock Kit 5/8"
 7/8"
 ... 1 1/8"



Keying

1137S Steel tubular Key blank
 Up to 60,000 Combinations
 7 Brass Pins
 Keyed Alike (KA)
 Keyed Different (KD)

Finish

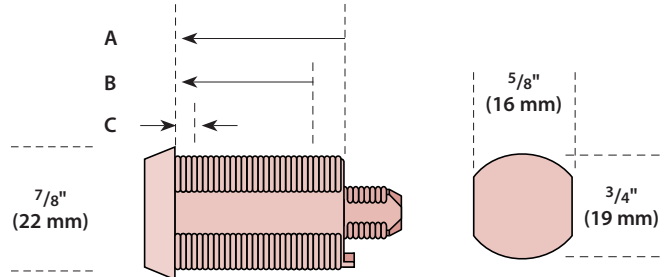
Chrome (26)

Numbering

Key blank standard
 Shell on request

Packaging

Poly Bagged (11)



DIMENSIONS

Product*	A	B	C
2D1800-2-KT	1 1/16" (18 mm)	9/16" (18 mm)	.120
2D2500-2-KT	1 5/16" (25 mm)	1 3/16" (21 mm)	.120
2D3000-2-KT	1 1/8" (30 mm)	1" (25 mm)	.120

*To complete the product number refer to the "How to Order Cam Locks" section of this catalog – page 10

Kit Contents for tubular cam lock

Each kit includes one lock, two keys plus the components and accessories shown below.



2STP90
90° Stop Washer



SL 18441
Ring



2TNN
Hex Nut



2STP 180
180° Stop Washer



137-J
Cam



SL 18426
Wood Washer



2BN
Hex Nut
for Shell



137-JQX
Cam

Step-By-Step

How to Order Cam Locks

1. Choose Your Cam Lock Model

Refer to pages 2 to 9 in order to determine the Cam Lock model you require, i.e.: **35800**.

2. Choose Your Cam Rotation

Add a 2 digit code to determine the cam position, rotation, degrees and key removal by referring to your Cam Rotation Chart found on page 11. This 2 digit code replaces the 00 at the end of the product number forming a 5 digit product number: **35801**.

3. Determine Your Cam – Standard / Special

Use your Standard Cams Chart found on page 12 to determine which cam you will require.

Special cams can be determined by using your *Special Cams Chart* found on page 13 or by submitting a drawing.

4. Determine Your Finish

Standard Finish – **14** (Nickel)

Other finishes available upon request.

5. Determine Your Packaging

Bulk	01
Polybag	11
Blister Pack	51 (for specific products)

6. Determine Your Options

1 key per lock	–	A
Master Keying	–	B
Clip	–	C
Fixed Stop Washer	–	D
No Keys	–	E
Fixed/Riveted Cam	–	F
Full Thread Shell	–	J
Numbered	–	N
“O” Ring	–	O
Unassembled	–	U

7. Determine Your Keying

Keyed Different	–	KD
Keyed Alike	–	KA
Keyed Alike 560	–	KA560
Keyed Alike in two’s	–	KA2
Master Keyed	–	MK

Example

35801 – J – 14 – 11

5/8" (16 mm) cam lock; 90° right hand rotation with the key pull in one position and the cam at 12 o'clock position when locked; 1 1/4" (32 mm) straight cam; nickel finish; 1 per polybag.

Options Chart

OPTIONS	LOCK SERIES													
	3 3 8 0 0	3 5 8 0 0	3 7 8 0 0	3 1 1 0 0	3 1 3 0 0	4 5 8 0 0	4 7 8 0 0	4 1 1 0 0	4 1 3 0 0	3 1 2 0 0	5 1 2 0 0	5 5 8 0 0	5 7 8 0 0	
Clip	•	•	•	•	•	•	•	•	•	•	•		•	
Fixed Stop Washer	•	•	•	•	•	•	•	•	•	•	•			
Master Keyed	•	•	•	•	•	•	•	•	•	•	•	•	•	
Spin Riveted Cam	•	•				•				•				
Numbered	•	•	•	•	•	•	•	•	•	•	•	•	•	
“O” Ring		•	•	•	•	•	•	•	•	•	•			
Reversible Key											•			
Unassembled	•	•	•	•	•	•	•	•	•	•	•	•	•	
Full Thread Shell		•	•	•	•	•	•	•	•					

How to Order Cam Locks

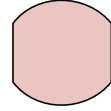
Cam Rotation Chart

After you determine your Cam Lock model, it is important that you establish the cam position, rotation, degrees and key removal by using the chart below.

NOTE: Designs are shown with key in upright position.

Code Numbers with " * " are for Tubular Cam Locks only.

Flats on shell are parallel to keyways in locked position. Example:



CAM POSITION & ROTATION	CAM POSITION WHEN LOCKED	ROTATION	DEGREES	KEY REMOVAL POSITIONS	CODE NUMBER
	12 O'CLOCK	RIGHT	90	1	01
		LEFT	90	1	02
		RIGHT	90	2	03
		LEFT	90	2	04
		RIGHT	180	2	05
		LEFT	180	2	06
		RIGHT	180	3	*07
	3 O'CLOCK	RIGHT	90	1	31
		LEFT	90	1	32
		RIGHT	90	2	33
		LEFT	90	2	34
		RIGHT	180	2	35
		LEFT	180	2	36
		RIGHT	180	3	*37
	6 O'CLOCK	RIGHT	90	1	61
		LEFT	90	1	62
		RIGHT	90	2	63
		LEFT	90	2	64
		RIGHT	180	2	65
		LEFT	180	2	66
		RIGHT	180	3	*67
	9 O'CLOCK	RIGHT	90	1	91
		LEFT	90	1	92
		RIGHT	90	2	93
		LEFT	90	2	94
		RIGHT	180	2	95
		LEFT	180	2	96
		RIGHT	180	3	*97
LEFT	180	3	*98		

How to Order Cam Locks

Standard Cams

1. When ordering cams, first determine your **length**.

A = cam of $2\frac{3}{8}$ " (60 mm)

J = cam of $1\frac{1}{4}$ " (32 mm)

2. If your cam is offset/inset, determine your length as in step 1, then determine your **offset / inset**.

AQX = cam of $2\frac{3}{8}$ " (60 mm) long
with a **offset / inset** of $\frac{1}{4}$ " (6 mm)

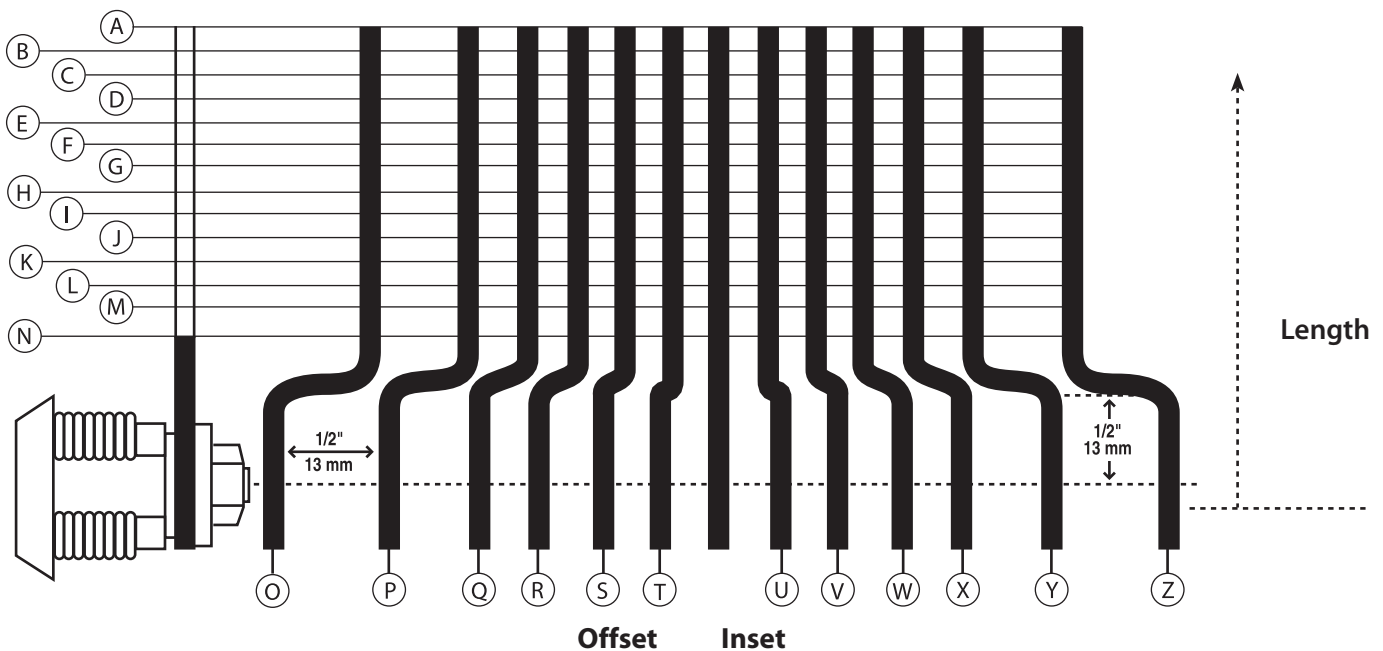
3. When putting an offset/inset cam on your cam lock, determine if it is an **offset** (away from the lock) or an **inset** (towards lock).

AX = cam of $2\frac{3}{8}$ " (60 mm) long
with an **inset** of $\frac{1}{4}$ " (6 mm)

AQ = cam of $2\frac{3}{8}$ " (60 mm) long
with an **offset** of $\frac{1}{4}$ " (6 mm)

4. When ordering tubular cams (separate from locks), add **137 in front of the number**, i.e. **137-AQX**.

5. When ordering small diameter cams (separate from locks), add **558 in front of the number**, i.e. **558-AQX**.



LENGTH	CODE
$2\frac{3}{8}$ " 60 mm	A
$2\frac{1}{4}$ " 57 mm	B
$2\frac{1}{8}$ " 54 mm	C
2" 51 mm	D
$1\frac{7}{8}$ " 48 mm	E
$1\frac{3}{4}$ " 44 mm	F
$1\frac{5}{8}$ " 41 mm	G
$1\frac{1}{2}$ " 38 mm	H
$1\frac{3}{8}$ " 35 mm	I
$1\frac{1}{4}$ " 32 mm	J
$1\frac{1}{8}$ " 29 mm	K
1" 25 mm	L
$\frac{7}{8}$ " 22 mm	M
$\frac{3}{4}$ " 19 mm	*N

BEND	POSITION	CODE
$\frac{1}{2}$ " 13 mm	Offset	O
$\frac{3}{8}$ " 10 mm	"	P
$\frac{1}{4}$ " 6 mm	"	Q
$\frac{3}{16}$ " 5 mm	"	R
$\frac{1}{8}$ " 3 mm	"	S
$\frac{1}{16}$ " 1.6 mm	"	T
$\frac{1}{16}$ " 1.6 mm	Inset	U
$\frac{1}{8}$ " 3 mm	"	V
$\frac{3}{16}$ " 5 mm	"	W
$\frac{1}{4}$ " 6 mm	"	X
$\frac{3}{8}$ " 10 mm	"	Y
$\frac{1}{2}$ " 13 mm	"	Z

* A $\frac{3}{4}$ " (19 mm) cam cannot be made with $\frac{1}{4}$ " (6 mm), $\frac{3}{8}$ " (10 mm) or $\frac{1}{2}$ " (13 mm) offset / inset.

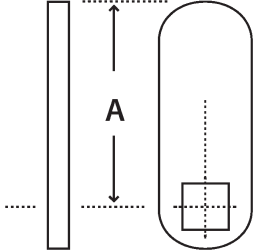
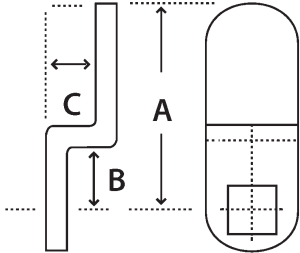
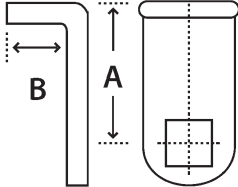
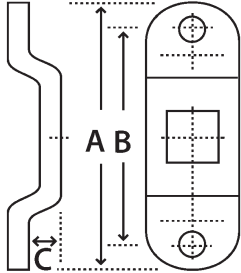
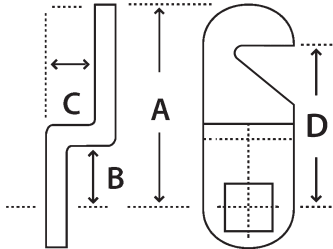
How to Order Cam Locks

Special Cams

You may require a special cam. Determine the one you need by referring to the chart below, or submit a drawing when ordering.

NOTE: Specify A, B, C, and D dimensions.

Material is 5/8" (16 mm) wide x .110 thick.

<p>STRAIGHT</p>	<p>100 Series</p>	
<p>OFFSET / INSET</p>	<p>200 Series</p>	
<p>90° SINGLE BEND</p>	<p>300 Series</p>	
<p>DOUBLE END</p>	<p>400 Series</p>	 <p><i>"C" dimension may not apply</i></p>
<p>HOOK</p>	<p>500 Series</p>	 <p><i>"B" and "C" dimensions may not apply</i></p>

Small Diameter Removable Core

Drawer Lock

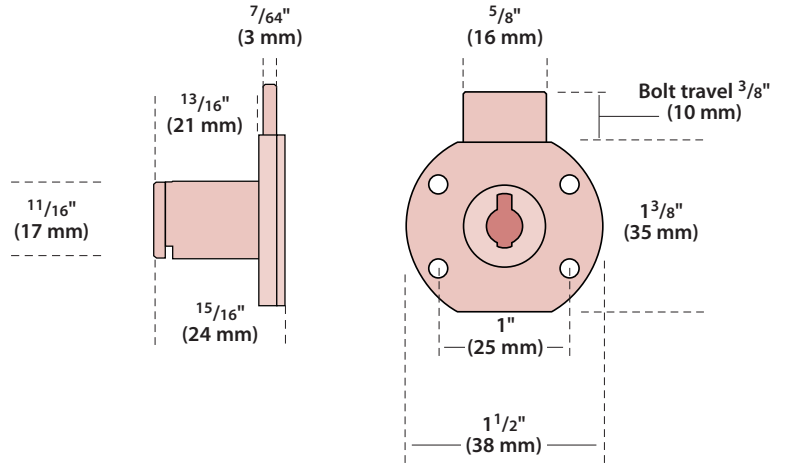


Cam Styles – see below

Multiple Drawer (Gang Lock) Cams available

Keying
 N54G Brass Milled Key
 Up to 200 Combinations
 5 Brass Disc Tumblers
 Keyed Alike (KA)
 Keyed Different (KD)
 Master Keyed (MK)


Finish
 Dull Black (353)
 Others upon request
Numbering
 Key blank standard
 Plug upon request




How to Order: 970-353

Drawer Lock

... 7/8"
 ... 1 1/8"
 ... 1 1/4"



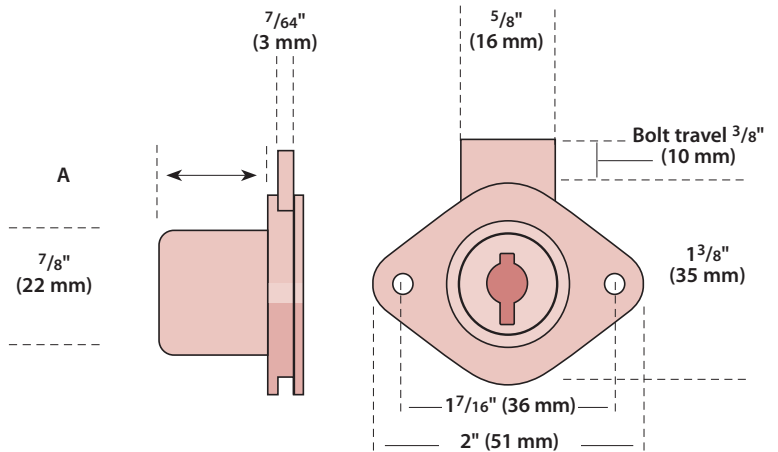
Cam Styles



Multiple Drawer (Gang Lock) Cams available

Keying
 N54G Brass Milled Key
 Up to 200 Combinations
 5 Brass Disc Tumblers
 Keyed Alike (KA)
 Keyed Different (KD)
 Master Keyed (MK)

Finish
 Nickel (14),
 Dull Black (353) - 977P only
 Others upon request
Numbering
 Key blank standard
 Plug upon request




DIMENSIONS

Product*	A	
977P Series	7/8" (22 mm)	- Resin Shell
980 Series	7/8" (22 mm)	
982 Series	See above - Backplate not assembled	
986 Series	1 1/8" (29 mm)	
987 Series	See above - Backplate not assembled	
988 Series	1 1/4" (32 mm)	
989 Series	See above - Backplate not assembled	

Spring Latch

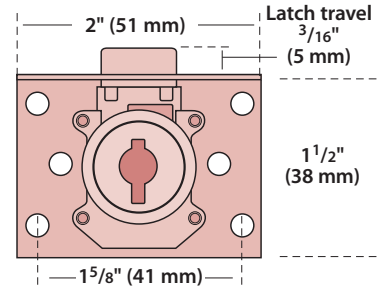
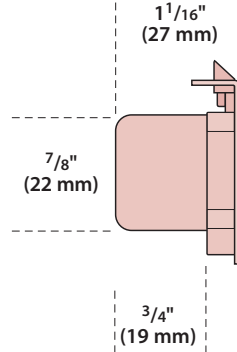
Half Mortise Lock



How to Order: 984-03
 984-03-11 Poly Bagged
 984-03-51 Carded


Keying
 N54G Brass Milled Key
 Up to 200 Combinations
 5 Brass Disc Tumblers
 Keyed Alike (KA)
 Keyed Different (KD)
 Master Keyed (MK)

Finish
 Brass (03)
 Others upon request
Numbering
 Key blank standard
 Plug upon request
Bolt
 Zinc (Brass Plate)



Heavy Duty Spring Latch

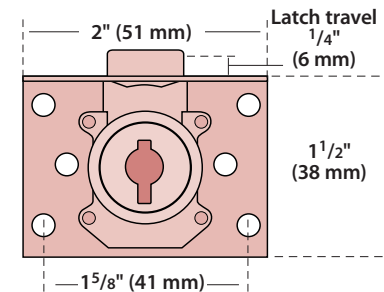
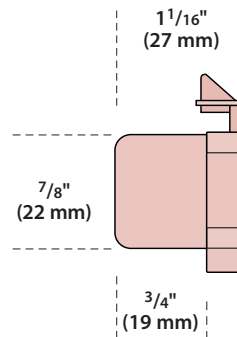
Half Mortise Lock



How to Order: HD 984-03


Keying
 N54G Brass Milled Key
 Up to 200 Combinations
 5 Brass Disc Tumblers
 Keyed Alike (KA)
 Keyed Different (KD)
 Master Keyed (MK)

Finish
 Brass (03)
 Others upon request
Numbering
 Key blank standard
 Plug upon request
Bolt
 Solid Brass



Dead Bolt

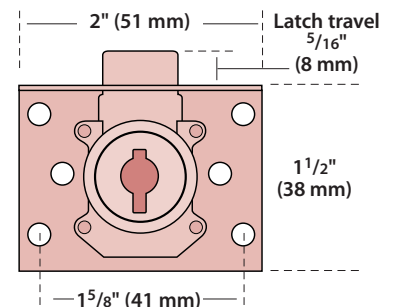
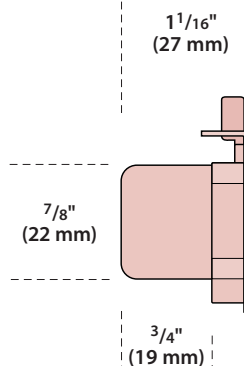
Half Mortise Lock




How to Order: 985-03
 985-03-11 Poly Bagged
 985-03-51 Carded

Keying
 N54G Brass Milled Key
 Up to 200 Combinations
 5 Brass Disc Tumblers
 Keyed Alike (KA)
 Keyed Different (KD)
 Master Keyed (MK)

Finish
 Brass (03)
 Others upon request
Numbering
 Key blank standard
 Plug upon request
Bolt
 Zinc (Brass Plate)



Desk Lock



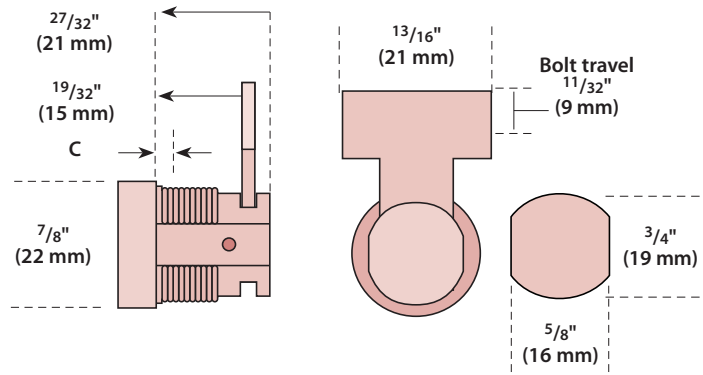
Keying
 N54G Brass Milled Key
 Up to 200 Combinations
 5 Brass Disc Tumblers
 Keyed Alike (KA)
 Keyed Different (KD)
 Master Keyed (MK)

Finish
 Nickel (14)
 Others upon request
Numbering
 Key blank standard
 Plug upon request
Cam
 Steel

Additional Cam Styles available

Shell Clip Optional
 - specify "C" dimension

How to Order: 974-14
 974-14-11 Poly Bagged
 975-14 Removable Core
 975-14-11 Poly Bagged




5 Pin Tumbler

Filing Cabinet Lock .. 1 3/4"
 2"



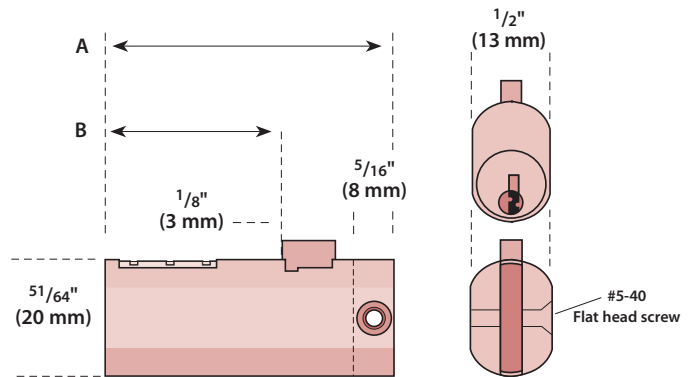
with rectangular bolt



with round bolt

Keying
 N54G Brass Milled Key
 Up to 200 Combinations
 5 Brass Pins
 (can be keyed to Capitol Industries
 disc tumbler lock combinations)
 Keyed Alike (KA)
 Keyed Different (KD)

Finish
 Nickel (14)
 Others upon request
Numbering
 Key blank Standard
 Shell upon request
Bolt
 Zinc (Brass Plate)



How to Order: 4700-14 Round Bolt
 4700-14-11 Poly Bagged
 4701-14 Rectangular Bolt
 4701-14-11 Poly Bagged

DIMENSIONS

Product	A	B	C
4700 Series	1 3/4" (44 mm)	7/8" (22 mm)	-
4701 Series	2" (51 mm)	1 1/8" (29 mm)	-

Sliding Door Lock



Keying

N54G Brass Milled Key
 up to 200 Combinations
 5 Brass Disc Tumblers
 Keyed Alike (KA)
 Keyed Different (KD)
 Master Keyed (MK)

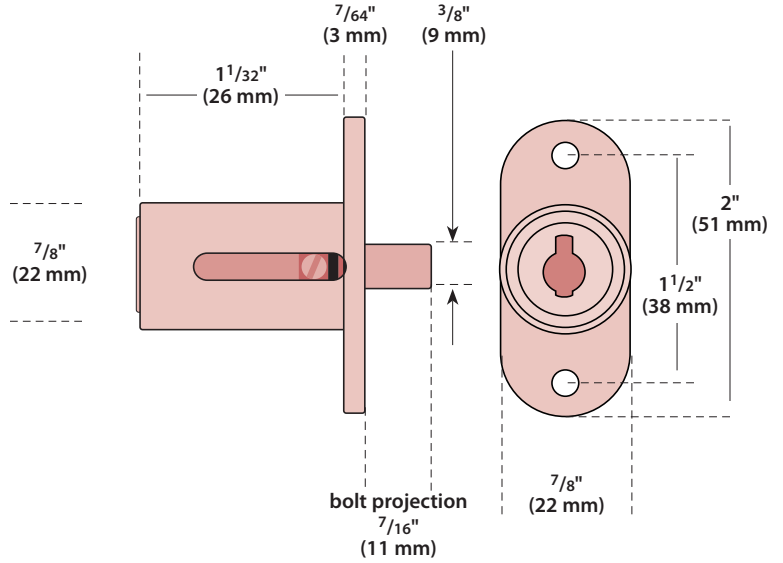
Finish

Nickel (14)
 Others upon request

Numbering

Key blank standard
 Plug upon request

- How to Order:**
- 990-14 Key removes in locked and unlocked positions.
 - 990-14-11 Poly Bagged
 - 990-14-51 Carded
 - 992-14 Key removes in locked position only.
 - 992-14-11 Poly Bagged



T Bolt

Sliding Door Lock



PU1098
 strike included

Keying

N54G Brass Milled Key
 up to 200 Combinations
 5 Brass Disc Tumblers
 Keyed Alike (KA)
 Keyed Different (KD)
 Master Keyed (MK)

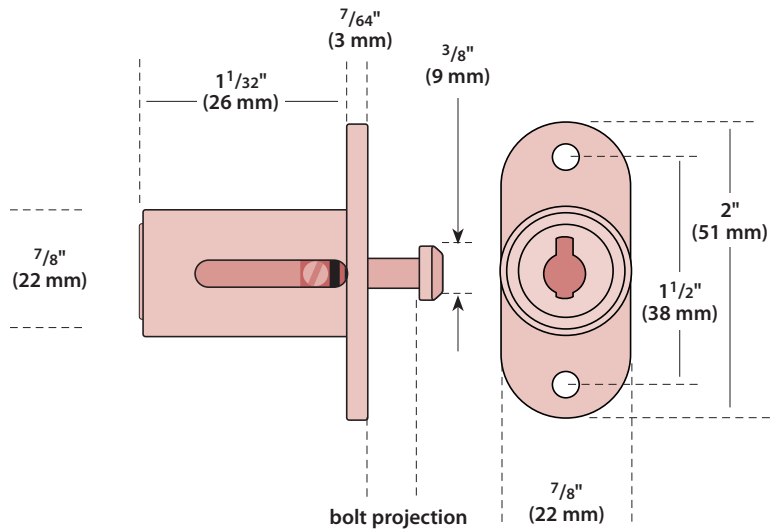
Finish

Nickel (14)
 Others upon request


Numbering

Key blank standard
 Plug upon request

- How to Order:**
- 994-14 5/32" (4 mm) Bolt projection
 - 994-14-11 Poly Bagged
 - 995-14 9/32" (7 mm) Bolt projection
 - 995-14-11 Poly Bagged



Showcase Lock



How to Order: 247-14
 247-14-11 Poly Bagged
 247-14-51 Carded

Feature

Ideal for show cases and cabinets where two sliding surfaces are to be locked.
 Fits on 1/8" (3 mm) to 3/8" (9 mm) sliding door surfaces.
 Nylon attaching screw fixes the lock in place on the sliding door surface.

Keying

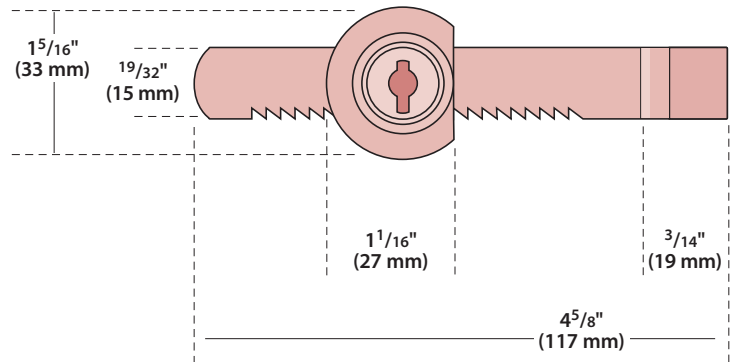
N54G Brass Milled Key
 Up to 200 Combinations
 5 Brass Disc Tumblers
 Keyed Alike (KA)
 Keyed Different (KD)
 Master Keyed (MK)
 1054UN Keyway Optional

Finish

Nickel (14)
 Others upon request

Numbering

Key blank standard
 Plug upon request



Single Pole / Radial Pin Tumbler

Switch Lock



How to Order:

S2D Series - Solder Terminal

- S2D321 Switch Lock - 1 Position Key Removal
- S2D323 Switch Lock - 2 Position Key Removal
- S2D327 Switch Lock - Spring Back Momentary Contact

S2DQ Series - Spade Terminal

- S2D321Q Switch Lock - 1 Position Key Removal
- S2D323Q Switch Lock - 2 Position Key Removal
- S2D327Q Switch Lock - Spring Back Momentary Contact

S2DS Series - Screw Terminal

- S2D321S Switch Lock - 1 Position Key Removal
- S2D323S Switch Lock - 2 Position Key Removal
- S2D327S Switch Lock - Spring Back Momentary Contact

Keying

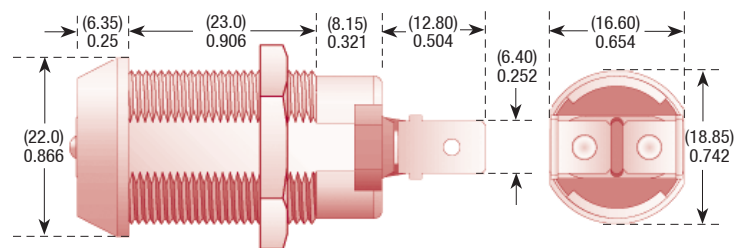
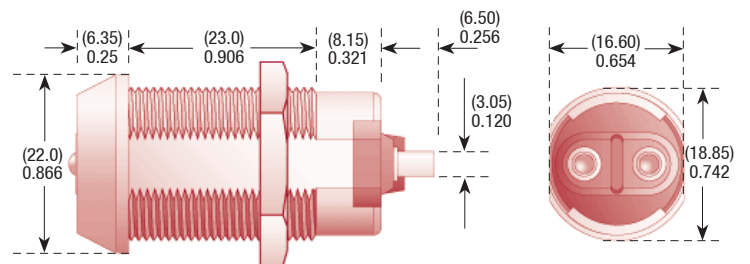
1137S Steel Tubular Key blank
 Up to 60,000 Combinations
 7 Brass Pins
 Keyed Alike (KA)
 Keyed Different (KD)

Finish

Chrome (26)

Numbering

Key blank standard



(mm) inches

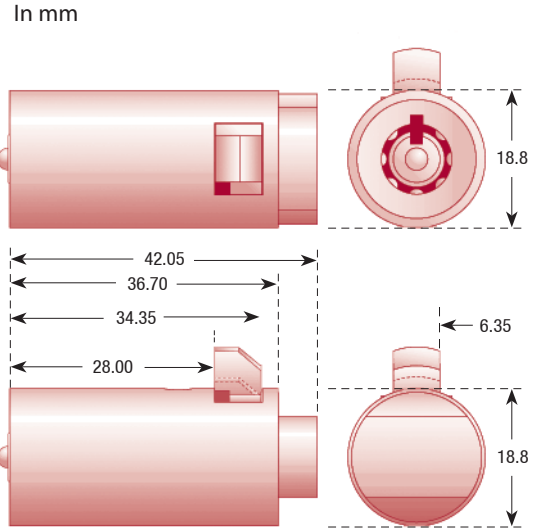
T-Handle Inner Core Lock



Keying
 1137S Steel Tubular Key blank
 up to 60,000 Combinations
 7 Brass Pins
 Keyed Alike (KA)
 Keyed Different (KD)

Finish
 Chrome (26)
Numbering
 Key blank standard

How to Order: 2M8871 Inner Core Lock - Zinc - 7 pin
 8871 Inner Core Lock - Brass - 7 Pin
 BT8871 Inner Core Lock - Bullet "Octagon" - 8 pin



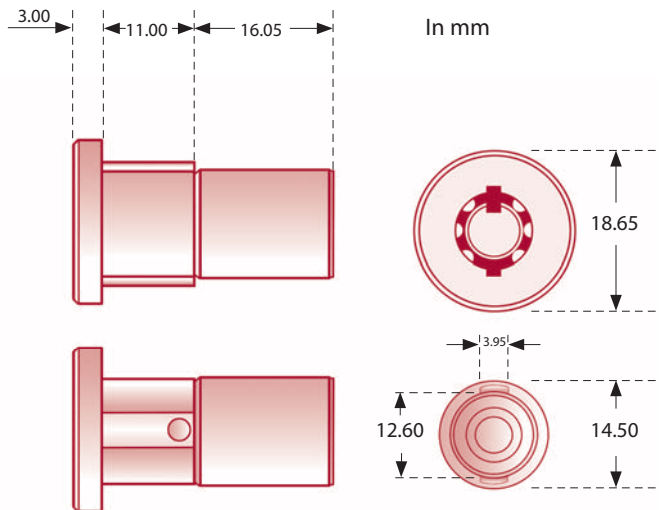
Vending Lock



A compact radial pin tumbler lock that can be retrofitted to many of the common types of bulk vending machines in the market today.

Keying
 - Sold Separately
Finish - Chrome (26)

How to order: P158 Vending Lock
 CPK1010 Beaver High Security Lock
 P158K Cut Key for Vending Lock
 RPT28K Cut Key for Beaver High Security Lock

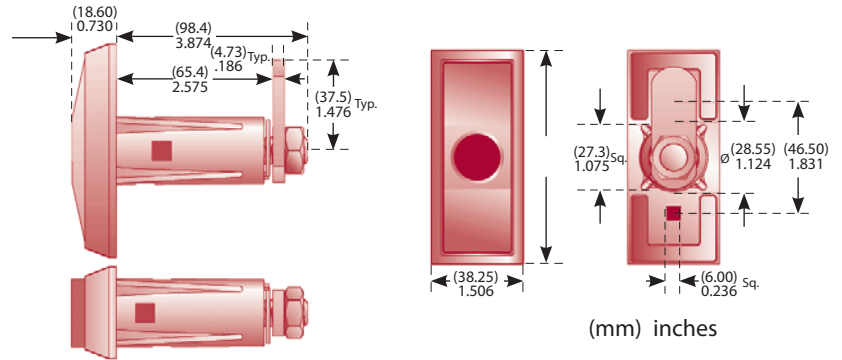


T-Handle

8839



This spring-loaded, pop-out T-handle has become a standard in the vending industry. Accepts a range of locking inserts including those that meet NAMA dimensional standards. Available, in ¼ or ½ turn operation. When unlocked, the handle rotates 90° or 180°. The stop plate can be re-positioned to allow left or right rotation.

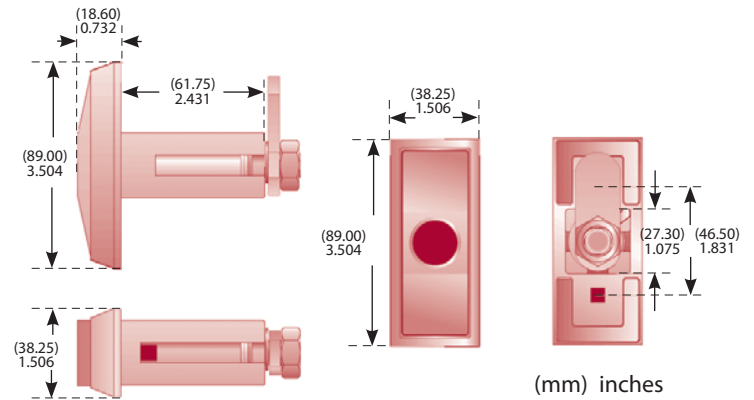


T-Handle

KLW Series




A spring-loaded, pop-out T-handle that accepts a range of locking inserts including those that meet NAMA dimensional standards. Available with a wide range of locking studs to suit a broad variety of applications. When unlocked, the handle is freewheeling, i.e. rotates 360°.

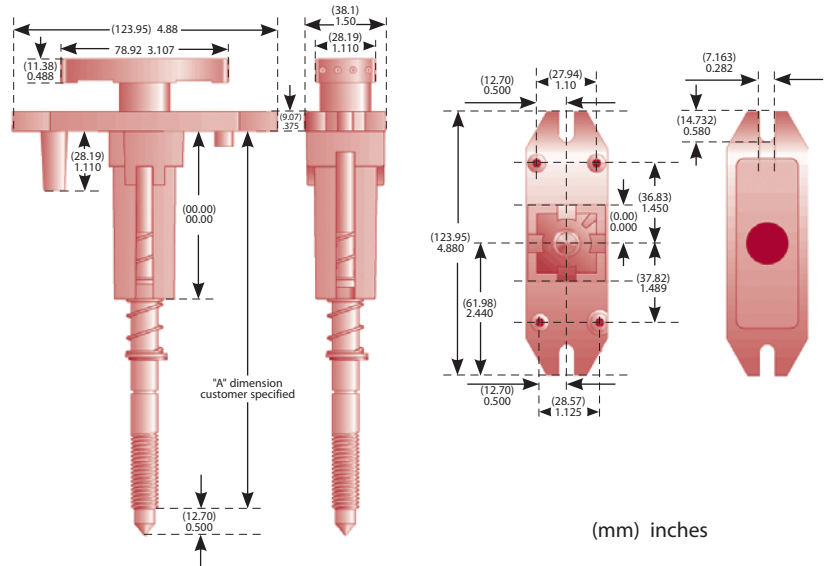


T-Handles

KLV Series



The KLV spring-loaded, pop-out T-handle has a rear-mounted flange and body assembly for increased vandal resistance. Accepts a range of locking inserts including those that meet NAMA dimensional standards.




Screw stud, and cams available, specify length.

Mailbox Lock

How to Order:

- | | | | |
|------------|-------------------------------|-----------------|---------------------------------|
| 113-14-51 | Mail Lock - Spring Clip | 1650-04-11 | Letter box lock with Long ear |
| 114-14-51 | Mail Lock - Threaded Barrel | 1675-04-11 | Letter box lock for Couch Boxes |
| 4096-14 | Post Office Mailbox | C45891-MX-14-11 | Cam Lock for Mailbox |
| 1600-04-11 | Letter box lock | | |
| 1625-04-11 | Letter box lock with 1/2 bolt | | |



4096-14




1600-04-11



1650-04-11




1675-04-11



1652-04-11



C45891-MX-14-11



113-14-51 (Carded)



114-14-51 (Carded)

Disc Tumbler Handle Lock



Keying

Nickel Plated Brass Keys
 100 Combinations
 5 Disc Tumblers
 Keyed Alike (KA) (549, 560, 566 only)
 Keyed Different (KD)

Specifications

Zinc die cast body & cylinder
 Mounting holes 1-1/2" on center

Finish

Chrome (26)

Rotation

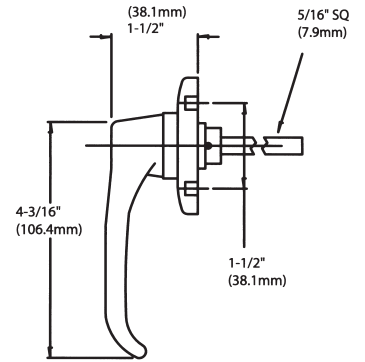
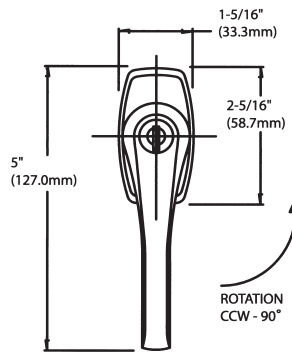
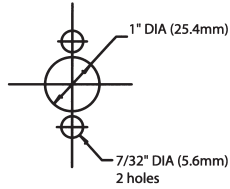
L Handles CCW 90°
 T Handles CW 90°

Packaging

Poly Bagged (11)

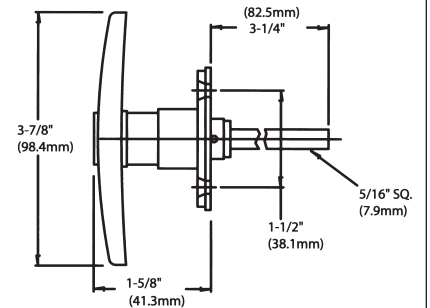
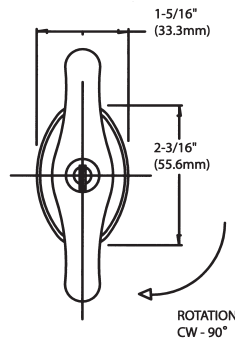
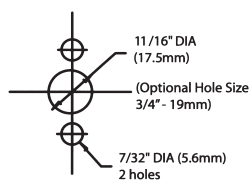
L HANDLE - L110

Suggested Hole Size



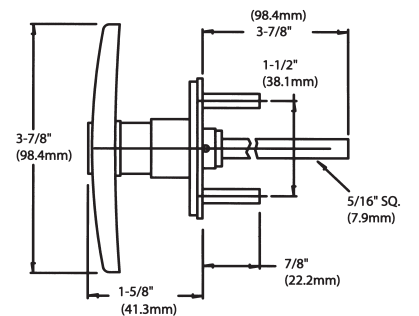
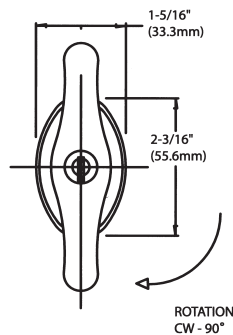
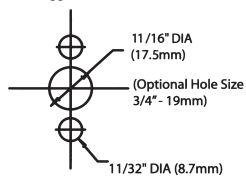
T HANDLE - T305

Suggested Hole Size




**T HANDLE - T308
 GARAGE DOOR
 LOCK**

Suggested Hole Size



Chain Door Guard



How to Order: 201-03
 201-03-11 Poly Bagged
 201-03-51 Carded

Feature

The Chain Door Guard offers extra protection for homes and apartments. This die cast and steel construction lock can be locked from the inside of the door only.

Keying

None


Finish

Brass (03)

Numbering

None

Patio Door Lock



How to Order: 300-59
 300-59-11 Poly Bagged
 300-59-51 Carded

Keying

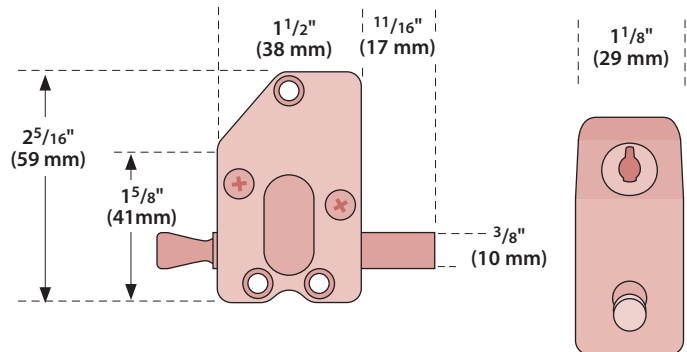
1054UN Steel Stamped Key
 100 Combinations
 5 Brass Disc Tumblers
 Keyed Alike (KA)
 Keyed Different (KD)

Finish

Gray (59)

Numbering

Key blank standard
 Plug upon request



Window Lock



How to Order: 203-03
 203-03-11 Poly Bagged
 203-03-51 Carded

Feature

The Window Lock is designed to lock vertical lifting windows, with a wood frame. Prevents opening of windows even if glass is broken. Furnished with one way screws.

Keying

1054UN Steel Stamped Key
 100 Combinations
 5 Brass Disc Tumbler
 Keyed Alike (KA)
 Keyed Different (KD)

Finish

Brass (03)

Numbering

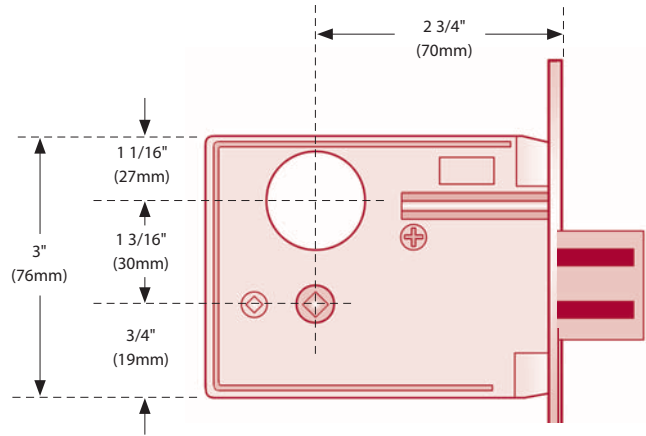
Key blank standard
 Plug upon request

Mortise Deadbolt



How to Order:

- 370 series Single Cylinder with Thumb Turn
- 375 series Deadlock (only) with BCD Campak



1" (25mm) deadbolt with a 2 3/4" (70mm) backset. Deadbolt has two hardened steel insert. The BCD CAMPAK fits cylinders for:
 B- Sargent
 C- Russwin & Corbin
 D-Falcom & Schlage
 Cylinder 7185DA: Dominion 1054F keyway
 Standard 26D (Chrome) Finish

O1014S Keying (EB Codes)

Drawer Lock

- .. 3/4"
- 7/8"
- ... 1 1/8"

Keying
 O1014S Brass milled key
 Up to 100 combinations
 5 Brass Disc Tumblers
 Keyed Alike (KA)
 Keyed Different (KD)
 Master Keying (MK)

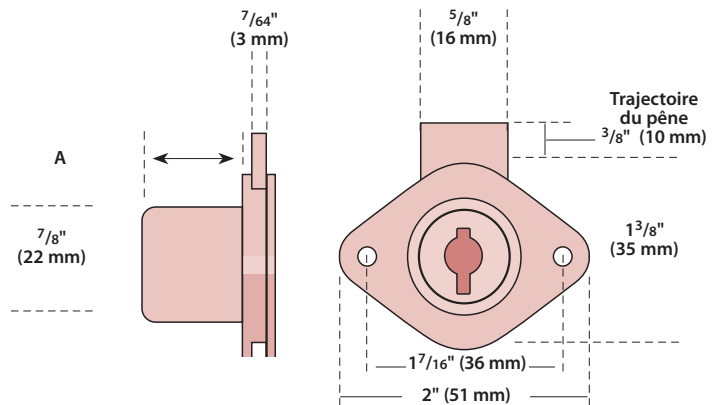
Finish
 Nickel (14)
 Std. Brass (03)
Numbering
 Key blank standard
 Plug upon request



1702 Horizontal mount



1752 Vertical mount



DIMENSIONS

Product*		A
1701 Series	Horizontal Mount	3/4" (19mm)
1702 Series	"	7/8" (22mm)
1703 Series	"	1 1/8" (29mm)
1751 Series	Vertical Mount	3/4" (19mm)
1752 Series	"	7/8" (22mm)
1753 Series	"	1 1/8" (29mm)

Specialty Lock - Assortment Kit



The Specialty Lock Assortment includes 24 of our most popular locks combined with 55 accessories and 20 cams in a 24 compartment durable traveling case.

Kit includes:

- 24 specialty locks:
mail box locks (2), show case lock (1), drawer locks (2), half mortise locks (2), sliding door locks (2), T bolt locks (2), filing cabinet locks (2), tubular cam locks (3), cam locks (5), tubular switch locks (3)
- 20 cams
- 55 accessories (spacers, collars, etc.)

DIMENSIONS

Product	Length x Width x Height
781-00-8X	14 ¹ / ₂ " L x 10 ³ / ₄ " W x 2 ¹ / ₄ " H (37 cm x 27 cm x 6 cm)

Cam Lock Assortment Kit



The Cam Lock Assortment conveniently organizes 40 cam locks in an attractive, durable carrying case. The assortment contains a replacement cam lock for most everything you're likely to encounter on the job site, plus all the accessories to back them up.

Kit includes:

- 40 locks
- 10 rings
- 80 stop washers
- 10 wood washers
- 40 cams
- 10 attaching plates
- 40 assorted spacers
- 80 screws and nuts

DIMENSIONS

Product	Length x Width x Height
782-00-8X	14 ¹ / ₂ " L x 10 ³ / ₄ " W x 2 ¹ / ₄ " H (37 cm x 27 cm x 6 cm)



Wafer Keying Kit - 818A-00-8X

Product Number	Description	Kit Contents	Replacement Package
SL18602-01	Disc Tumbler #1	50	100
SL18602-02	Disc Tumbler #2	50	100
SL18602-03	Disc Tumbler #3	50	100
SL18602-04	Disc Tumbler #4	50	100
SL18602-05	Disc Tumbler #5	50	100
PD1001	Disc Tumbler Spring	150	100
SD1004	Retainer	50	100
PD1007	Retainer Spring	50	100



Master Wafer Keying Kit 818AMK-00-8X

Product Number	Description	Kit Contents	Replacement Package
SL18602-01	Disc Tumbler #1	50	100
SL18602-02	Disc Tumbler #2	50	100
SL18602-03	Disc Tumbler #3	50	100
SL18602-04	Disc Tumbler #4	50	100
SL18602-05	Disc Tumbler #5	50	100
SD1001-13	Master Tumbler #13	50	100
SD1001-15	Master Tumbler #15	50	100
SD1001-31	Master Tumbler #31	50	100
SD1001-35	Master Tumbler #35	50	100
SD1001-51	GMaster Tumbler #51	50	100
SD1001-53	Master Tumbler #53	50	100
PD1001	Disc Tumbler Spring	150	100



Radial Pin Tumbler Keying Kit 832-00-8X

Product Number	Description	Kit Contents	Replacement Package
RCP1	Pin #1 (Ilco #0)	100	100
RCP2	Pin #2 (Ilco #1)	100	100
RCP3	Pin #3 (Ilco #2)	100	100
RCP4	Pin #4 (Ilco #3)	100	100
RCP5	Pin #5 (Ilco #4)	100	100
RCP6	Pin #6 (Ilco #5)	100	100
RCP7	Pin #7 (Ilco #6)	100	100
RCP8	Pin #8 (Ilco #7)	100	100
RDP1	Bottom Pin	500	100
RDS1-P/B	Spring	500	100

Accessories

Our complete range of top-quality accessories provides everything you need for countless applications.

Select the items you need from the photos below, and from the table on the following page. To order, specify the product number.



PU2017
Adjustable Stop



SEC1017
Dust Cap



DCT 107
Dust Cap - Chrome



SL18494
Attaching Plate




Extension Pins



PU10139
Splines Filler



PU2018
Bar Guide



PU2008
Finger Pull



SU16617
SU16647
Clips for Shell



PD1088
Lock Washer
- Internal Tooth

How to Order: Refer to product names shown under photos and listed on the following page.

Accessories



PD1046
Protective Collars



Spacers



S308A
Spacer Drawer Locks



SL18441
Ring



SL18629
Washer



SL18426
SL18427
Wood Washers
- External Tooth



PD1047
SL18662
Shells Ferrule



PU2015
Washer (Nylon)



SL18727
Wood Washer
- Internal Tooth

Accessories

Product	Description	Disc	Tublr
PU2017	Adjustable Stop	x	x
SL18494	Attaching Plate	x	x
PU2018	Bar Guide	x	x
SU16617	Clip for Shell (.640)	x	x
SU16647	Clip for Shell Flats (.570) - Special	x	
DCT107	Dust Cap - Chrome - .760 Hole	x	x
SEC1017	Dust Cap - Plastic	x	x
PU2019	Extension Pin 11/16" (17mm)	x	x
PU2020	Extension Pin 13/16" (20mm)	x	x
PU2021	Extension Pin 1" (25mm)	x	x
PU2022	Extension Pin 1-1/8" (30mm)	x	x
PU2008	Finger Pull	x	x
P-158PH	Key Cover Plastic - Varity Colours		x
PD1088	Lock Washer - Internal Tooth	x	x
PD1046	Protective Collar 1 3/16" X .250	x	x
SL18441	Ring	x	x
PD1047	Shell Ferrule - Drawer Locks	x	

Product	Description	Disc	Tublr
SL18662	Shell Ferrule - Small Diameter Locks	x	
S308A	Spacer - Drawer locks	x	
PD1097	Spacer 7/8" x 0.060	x	x
PD1058	Spacer 7/8" x 0.187	x	x
PD1059	Spacer 7/8" x 0.250	x	x
PD1099	Spacer 7/8" x 0.281	x	x
PD1100	Spacer 7/8" x 0.380	x	x
PD1101	Spacer 7/8" x 0.500	x	x
SL18419	Spacer 1 1/16" x 0.31	x	x
SL18422	Spacer 1 1/16" x 0.62	x	x
PU10139	Spline Filler	x	
PU2015	Washer Nylon .890 x 0.31	x	x
SL18629	Washer Double D - 1 3/4" x 0.030	x	x
PU2011	Wave Washer for Cam - Small Diameter Locks	x	
SL18426	Wood Washer - Ext. Tooth (.635)	x	x
SL18427	Wood Washer - Ext. Tooth (.670)	x	x
SL18727	Wood Washer - Int. Tooth (.635)	x	x

Components

Choose the components you need from the photos and table below. To order, specify the product number.



SD10002
Cam Retainer



SD10135
Cam Retainer



PD1009
Shell Spring



S308
Backplates



SD1004
Plug Retainer



PU1078
Retainer Ring



RPTAB



Key 1884
(N54G)

Components

Product	Description	Disc	TublR
S308	Backplate Drawer Lock	x	
SD10002	Cam Retainer (990)	x	
SD10135	Cam Retainer Deadlocking (990)	x	
SL18602-01	Disc Tumbler No. 1 Regular	x	
SL18602-02	Disc Tumbler No. 2 Regular	x	
SL18602-03	Disc Tumbler No. 3 Regular	x	
SL18602-04	Disc Tumbler No. 4 Regular	x	
SL18602-05	Disc Tumbler No. 5 Regular	x	
SD1001-13	Disc Tumbler No. 13 Master	x	
SD1001-15	Disc Tumbler No. 15 Master	x	
SD1001-24	Disc Tumbler No. 24 Master	x	
SD1001-31	Disc Tumbler No. 31 Master	x	
SD1001-35	Disc Tumbler No. 35 Master	x	
SD1001-42	Disc Tumbler No. 42 Master	x	
SD1001-51	Disc Tumbler No. 51 Master	x	
SD1001-53	Disc Tumbler No. 53 Master	x	
PU10145	Hex Flange Nut to Secure Cam (33800)	x	
PD1005	Hex Nut to Secure Shell	x	
2TNN	Hex Nut for Cam Attachment		x
2TNS/2	Hex Nut for Cam Attachment - 211 and 213 Locks		x
2BN	Hex Nut Brass to Secure Shell		x
KEY1884 (N54G)	Key Blank N54G	x	
KEY3032 (DO3)	Key Blank Master	x	
RPTAB	Key Blank Tubular for Radial Locks		x
RPT158B	Key Blank for P158 Vending Lock		x
RPT28B	Key Blank for CPK1010 Beaver High Security Lock		x
DKY127 (1582)	Key Core Removal for Small Diameter Locks	x	
PU10051	Key Ring - Standard		x

Product	Description	Disc	TublR
SCR1011	Mounting Screw 6 x 5/8" - Drawer Locks	x	
PU10092	"O" Ring	x	
RDP1	Pin -Bottom - "Ilco - Top "		x
RDP2	Pin -Bottom for 211 and 213 Locks		x
RCP1	Pin -Top No. 1 (.200) - "Ilco - 0"		x
RCP2	Pin -Top No. 2 (.216) - "Ilco - 1"		x
RCP3	Pin -Top No. 3 (.232) - "Ilco - 2"		x
RCP4	Pin -Top No. 4 (.248) - "Ilco - 3"		x
RCP5	Pin -Top No. 5 (.264) - "Ilco - 4"		x
RCP6	Pin -Top No. 6 (.280) - "Ilco - 5"		x
RCP7	Pin -Top No. 7 (.296) - "Ilco - 6"		x
RCP8	Pin -Top No. 7 (.312) - "Ilco - 7"		x
SD1004	Retainer (974, 980, 990)	x	
PU1078	Retainer Ring - (51200)	x	
PD1008	Screw Retainer (990)	x	
PD1004	Screw SEMS 1/4 x 20 x 1/4 - Standard	x	
SCR1045	Screw SEMS 1/4 x 20 x 5/16 - Special	x	
OSP	Shell Pin		x
PD1010	Spring - Cam Retainer (990)	x	
PD1001	Spring - Disc Tumbler	x	
RDS1-P/B	Spring Phosphor Bronze		x
RDS1-S/S	Spring Stainless Steel		x
PD1007	Spring - Retainer for Drawer, Desk Locks	x	
PD1009	Spring - shell (990)	x	
SL18403	Stop Washer 90°	x	
2STP90	Stop Washer 90°		x
2STP180	Stop Washer 180°	x	
SL18406	Stop Washer 180°		x
PU1098	Strike (994, 995)	x	

Specialty Locks – Sales Policy

PRICES:

Prices are subject to change without notice and are not guaranteed. All orders will be invoiced at net prices in effect on date of shipment.

TAXES:

Applicable taxes are applied at time of shipment.

TERMS:

Net 30 days with approved credit. We reserve the right to add 1.5 % per month carrying charge on all invoices 30 days past due. For example an invoice dated April 15th will be considered 30 days due on June 15th and the carrying charge will be added to the June 30th statement.

ORDERS AND ACKNOWLEDGEMENTS:

Capitol Industries reserves the right to refuse orders which may be received and will not be bound to fill any order until it has been accepted by an officer at Capitol Industries. Acknowledgements are exact copies of the orders as entered and should be checked by you. If the acknowledgement does not agree with your understanding, we should be advised at once. We cannot be held liable if not advised.

MINIMUM CHARGES:

Only orders and change orders with a value of \$100.00 or more will be accepted for processing.

CANCELLATIONS:

Bona fide orders for immediate or deferred shipment that have been entered and accepted by us are not subject to cancellation. Capitol Industries reserves the right to charge for all the work completed or materials purchased when an order is cancelled or reduced prior to shipment, where special or modified parts are involved.

CHANGES IN ORDERS:

Changes in the orders are not permissible after order has been entered, except with our approval and at the price quoted by us, which will cover the cost of making the change. A bona fide order must be issued by the customer authorizing the change at our quoted price.

DELIVERY:

shipping schedules are based on our best judgment and cannot be guaranteed nor can these estimates be considered legally binding. We are not responsible for Air Freight before 6 weeks from the order date.

FREIGHT ALLOWANCE:

All shipments are FOB Montreal.

CLAIMS:

All claims for shipping and invoicing differences must be submitted within 10 days after receipt of shipment. A shipment becomes the property of the consignee when accepted by the carrier who assumes the risk of loss or damage in transit. Any cartage or handling charges between freight destination and customer warehouse are to be paid by the customer.

RETURNED GOOD:

No merchandise is to be returned without prior approval from us. An RGA (return goods authorization) number will be issued to you from us for returnable merchandise and must be indicated on the return shipment. Defective merchandise or errors in filling orders, for which we are responsible, will be promptly rectified after receipt of merchandise bearing the RGA number. All component parts must be included in one package even though broken or defective. Service and handling charge is 25% of net billing price, except in case of defective merchandise. The return of obsolete, discontinued, modified, or special parts is not permissible.

MINIMUM ANNUAL SALES VOLUME:

We reserve the right to discontinue direct sales to any customer who does not meet the minimum annual sales volume requirement. The annual requirement is \$ 2500.00. Your annual purchases are determined by accepted, non-cancelled, and shipped orders received during each fiscal year. This requirement is necessary because the administration, sales, and service cost to keep an account open may exceed any profit which might be realized below the level of this minimum.

Capitol Industries reserves the right to change any or all-minimum annual sales requirements at any time. Any customer who does not meet the annual sales volume requirements may continue to purchase Capitol Industries products through an authorized distributor.

LIMITED WARRANTY:

Capitol Industries will warrant that at the time of delivery, it's product will be free from defects in material and workmanship, and shall be liable only to the extent of replacement of merchandise. This warranty does not include labor or installation. We will, at our discretion, repair or replace free of charge, | including shipping charges back to you, any product found to be defective and subject to this warranty. This warranty does not apply to any defects or malfunctions resulting from improper installation or use. Capitol Industries shall not be liable for any consequential or incidental expenses resulting from breach of this warranty or any implied warranty.

Cam Locks Customer Order Sheet

STEP 1 Model# Lock Series	STEP 2 Rotation Code#	STEP 3 Std. Cam Codes L / B&P	OR	STEP 3 Sp. Cam Series A / B / C / D	STEP 4 Finish #Code	STEP 5 Packaging 01 / 11 / 51	STEP 6 Options Code	STEP 7 Keying Code	Qty

1. Choose Your Cam Lock Model
Refer to pages 2 to 9 in order to determine the Cam Lock model you require, i.e.: **35800**.

2. Choose Your Cam Rotation
Add a 2 digit code to determine the cam position, rotation, degrees and key removal by referring to your Cam Rotation Chart found on page 11.
This 2 digit code replaces the 00 at the end of the product number forming a 5 digit product number: **35801**.

3. Determine Your Cam – Standard / Special
Use your Standard Cams Chart found on page 12 to determine which cam you will require.
Special cams can be determined by using your *Special Cams Chart* found on page 13 or by submitting a drawing.

4. Determine Your Finish
Standard Finish – **14** (Nickel)
Other finishes available upon request.

5. Determine Your Packaging
Bulk 01
Polybag 11
Blister Pack 51 (for specific products)

6. Determine Your Options
1 Key per lock – A
Master Keying – B
Clip – C
Fixed Stop Washer – D
No Keys – E
Fixed/Riveted Cam – F
Full Thread Shell – J
Numbered – N
"O" Ring – O
Unassembled – U

7. Determine Your Keying
Keyed Different – KD
Keyed Alike – KA
Keyed Alike 560 – KA560
Keyed Alike in two's – KA2
Master Keyed – MK

Example
35801 – J – 14 – 11
5/8" (16 mm) cam lock; 90° right hand rotation with the key pull in one position and the cam at 12 o'clock position when locked; 1 1/4" (32 mm) straight cam; nickel finish; 1 per polybag.



LES INDUSTRIES CAPITOL INC. Tel.: 514.273.0300 Fax at : 514.273.2928
CAPITOL INDUSTRIES INC. e-mail to : orders@capitolindustriesinc.com

Endless Applications



We have a wide range of products to fit any application including wood, metal or glass.



Cam locks are a simple, economical way to secure almost anything.

With our wide range of products, from consumer packaged specialty locks to custom-built cam locks, we have a model to fit almost any application. CAPITOL INDUSTRIES does everything from design to finishing, so if we don't have a lock to fit your application, we can create one.

Residential Furniture

- entertainment centers
- home office furniture
- gun cases and cabinets
- liquor cabinets
- wet bars and wall safes
- doors and windows

Kitchen/Bath Cabinets

- under sink base cabinets
- medicine and wall cabinets
- computer storage cabinets

Office/Contract Furniture

- office desks
- information files
- computer furniture
- medical or hazardous materials cabinets

Store Fixtures

- jewelry cases
- show case cabinets
- plexiglass displays
- inventory storage cabinets

OEM Applications

- tool boxes
- electrical panels
- bike and ski racks
- hotel mini bars
- alarms
- window bars

Capitol Industries Inc. cam and specialty locks are popular as replacement locks and as OEM items.




Removable core cam lock

Removable core locks available. Change the keys to your office locking system in minutes without removing the locks.

ZINC DIE CASTING & FINISHING EXPERTS

Get the Capital Advantage!

Conception to perfection
under one roof



LES INDUSTRIES CAPITOL INC.
CAPITOL INDUSTRIES INC.

ISO 9001 Certified

www.capitolindustriesinc.com